

- Chem., Int. Ed. Engl.*, **11**, 838 (1972); K. Bast, M. Christl, R. Huisgen, and W. Mack, *Chem. Ber.*, **106**, 3312 (1973).
- (79) J. Sauer, *Angew. Chem.*, **79**, 76 (1967); *Angew. Chem., Int. Ed. Engl.*, **6**, 16 (1967); R. Sustmann and R. Schubert, *Angew. Chem.*, **84**, 888 (1972); *Angew. Chem., Int. Ed. Engl.*, **11**, 840 (1972); A. I. Kononov and B. N. Solomonov, *Dokl. Akad. Nauk SSSR*, **211**, 1115 (1973).
- (80) We are indebted to Professor W. M. Jones, University of Florida, for stimulating suggestions concerning the importance of resonance energies.
- (81) (a) A. F. Bedford, A. E. Beezer, and C. T. Mortimer, *J. Chem. Soc.*, 2039 (1963); (b) K. Pihlaja and E. Taskinen, *Phys. Methods in Heterocycl. Chem.*, **6**, 199 (1974).
- (82) M. J. S. Dewar, A. J. Harget, and N. Trinajstic, *J. Am. Chem. Soc.*, **91**, 6321 (1969).
- (83) S. W. Benson, F. R. Cruickshank, D. M. Golden, G. R. Haugen, H. E. O'Neal, A. S. Rodgers, R. Shaw, and R. Walsh, *Chem. Rev.*, **69**, 279 (1969).
- (84) J. D. Cox, *Tetrahedron*, **19**, 1175 (1963).
- (85) Throughout this paper it has been assumed that rearrangement takes place via singlet carbenes. A referee has pointed out that the triplets should also be considered. Our choice of the singlets is due to the general observation that rearrangements to empty orbitals (cations) are much faster than radical rearrangements. Furthermore, W. M. Jones and K. E. Krajca (personal communication) have shown that the 2-naphthylcarbene formed by solution phase rearrangement of 4,5-benzocycloheptatrienylidene is initially a singlet. If arylcarbenes exist as an equilibrium mixture of singlets and (ground state) triplets in solution [G. L. Closs, *Top. Stereochem.*, **3**, 193 (1968)], rapid intersystem crossing will certainly be possible under the gas-phase conditions employed in this work.

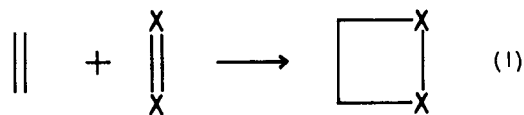
Mechanism of [2 + 2] Cycloaddition and Related Reactions between Electron Donors and Electron Acceptors. Peroxide Quasi-Intermediate and Its Roles in the Reactions of $^1\Delta_g$ Molecular Oxygen with Olefins

Satoshi Inagaki and Kenichi Fukui*

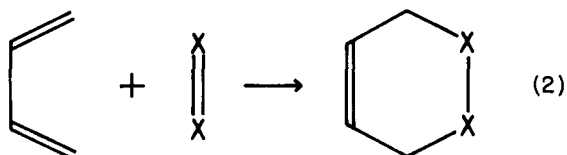
Contribution from the Department of Hydrocarbon Chemistry,
Faculty of Engineering, Kyoto University, Kyoto 606, Japan.
Received October 29, 1973

Abstract: An attempt has been made by means of the semiempirical SCF CNDO/2 method and the CI-perturbation procedure to elucidate the mechanism of stereoselective thermal [2 + 2] cycloaddition reactions between electron donors and electron acceptors. An ambiguous intervention of a peroxide structure to be termed "quasi"-intermediate manifested itself on the CNDO/2 potential energy surface for the addition of $^1\Delta_g$ molecular oxygen to ethylene. The role of the quasi-intermediate has been discussed. In the light of the [2 + 2] cycloaddition mechanism, "ene" and [6 + 2] cycloaddition mechanisms have been discussed also.

An application of the frontier electron theory to Diels-Alder reactions was an indispensable prologue to progress in the theory of cycloaddition reactions.¹ The symmetry properties of frontier orbitals, the highest occupied (HO) molecular orbital (MO) of an electron-donating partner and the lowest unoccupied (LU) MO of an electron-accepting partner, were pointed out to be important. The symmetry rule was found afterward by Woodward and Hoffmann² to cover other sorts of chemical reactions and has been elevated to a brilliant and elegant stereoselection rule. A simple symmetry argument predicts that a thermal [2 + 2] cycloaddition reaction (eq 1) is the opposite to a thermal [4 +

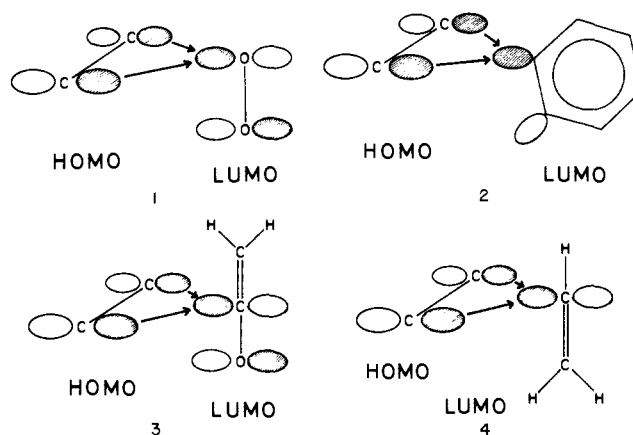


2] cycloaddition reaction (eq 2) in the stereochemical



course. Nevertheless, we know, some chemical species, e.g., $^1\Delta_g$ molecular oxygen,³ benzyne,⁴ tetracyanoethylene,⁵ azodicarboxylic ester,⁶ ketene,⁷ ketenimmonium cation,⁸ and chlorosulfonyl isocyanate,⁹ undergo both [2 + 2] and [4 + 2] cycloaddition reactions with high stereospecificity.¹⁰⁻¹⁵

In our previous paper, we pointed out the possibility of a novel [2 + 2] cycloaddition mechanism from a consideration of orbital interaction in the reaction of $^1\Delta_g$ molecular oxygen¹⁶ and successively disclosed a common feature between singlet oxygen and benzyne as [2 + 2] cycloaddends by means of an HOMO-LUMO overlap analysis.¹⁷ Both reagents have the LUMO's at low energy levels; they are powerful electron acceptors. These chemical species provide the LUMO rather than the HOMO for the significant orbital interaction with olefins. The interaction works most effectively at the nuclear arrangement in which two nucleophilic centers of the donor and one electrophilic atom of the acceptor form an isosceles triangle with the other reacting atom of the acceptor tailing out of the trigonal plane (1 and



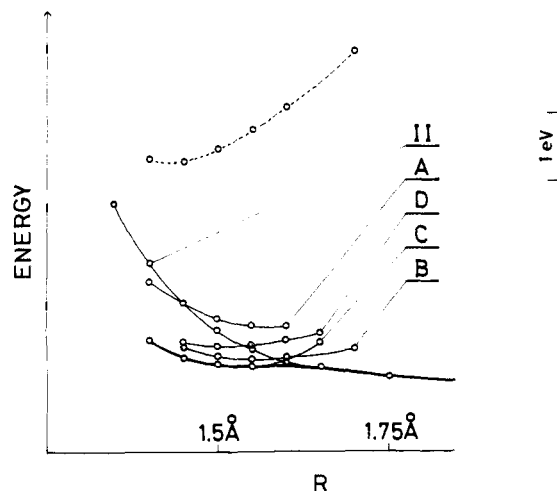


Figure 3. Potential energy curves in the perepoxy section or in the section $\theta = 0^\circ$: (A) EO, $\phi = 11.25^\circ$; (B) EO, $\phi = 22.5^\circ$; (C) EO, $\phi = 33.75^\circ$; (D) EO, $\phi = 45^\circ$. EO and III are defined in the text.

dent of the ethylene part of the model. Suppose that the typical potential energy surfaces are superimposed qualitatively. Then it does not appear that any trajectory from the perepoxy valley to the dioxetane basin is directly downhill. More or less additional activation energy may be required when the system leaves the valley. However high the transformation barrier may be, if the locus of the molecular trajectory for the perepoxy structure ascends constantly along the reaction coordinate and is possible to associate with the path down to dioxetane, we could assign the term "concerted" to the reaction in the sense that the reaction path is not intercepted by any intermediate species. On the other hand, we would be compelled to declare that a two-step mechanism occurs, however low the barrier may be, if a local energy minimum exists on the perepoxy valley. The alternative of the one or the other mechanism depends solely on the presence or the absence of a perepoxy intermediate.

On the Perepoxy Intermediate. We subsequently examined the probability of a perepoxy intermediate in the [2 + 2] addition reaction of singlet oxygen with ethylene or investigated the potential energy curve on the perepoxy valley, i.e., in the $\theta = 0^\circ$ section. If it exists as a stable species, the nuclear arrangement of the ethylenic part is expected to resemble that of ethylene oxide (model EO). The angle ϕ found in Figure 2 to affect the potential energy surface considerably is employed as the parameter. The energy estimation was carried out with the O-O bond length unchanged (lengthening this bond has been found to destabilize the system drastically—see the dotted line in Figure 3 for the model with the bond length of hydrogen peroxide).

The composite potential energy curve (bold line in Figure 3) based on the CNDO/2 calculations for $\phi = 11.25^\circ$ (A), $\phi = 22.50^\circ$ (B), $\phi = 33.75^\circ$ (C), $\phi = 45.0^\circ$ (D) shows the existence of a level or an extremely easy ascent on the perepoxy valley. If any energy minimum exists, it is very shallow. As far as our statements are based on the potential curve, we may say, perepoxy itself cannot be isolated by any means in the [2 + 2] addition reaction. In such a sense the perepoxy structure cannot be a genuine intermediate.²⁹ However, if the flat region on the surface is high, some kinetic or dynamic effects could happen to be observed as if the perepoxy intermediate intervened actually. This property is an attribute of the true intermediate. Such partial but not complete fulfillment of the conditions for reaction intermediate recommends the designation "quasi"-intermediate.

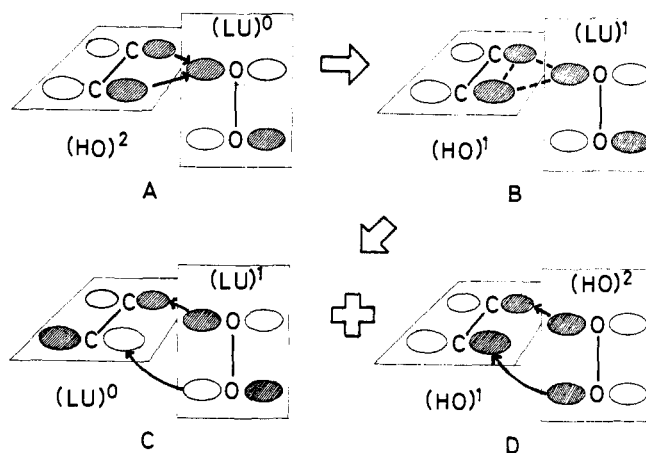


Figure 4. Schematic representation of the changes in the important mode of orbital interaction and in the intermolecular arrangement.

Discussion

We think it proper to imagine a mechanism where the reacting system, having stepped into the perepoxy valley at the outset, wanders without locating a stable chemical species until it finds its way over the dioxetane product. The [2 + 2] cycloaddition reaction of a singlet oxygen with ethylene is likely to occupy an intermediate position in the concerted-nonconcerted spectrum, rather than either extreme. Hays and Hoffmann,³⁰ investigated the potential energy surface for the addition of benzyne to ethylene by the extended Hückel MO method to find a similar feature, or a valley with a cul-de-sac at the end to which 2 structure corresponds. If the system were not endowed with some peculiarity, it would loiter on the valley only to dissociate into the original components. It is necessary to refer to what is the special nature of these species, in order to comprehend the mechanism of [2 + 2] cycloaddition reactions between donors and acceptors.

The geometry (1), nominated for the most probable, causes the most effective charge transfer from the HOMO of ethylene to the LUMO of singlet oxygen (A in Figure 4). With closer proximity of the molecular components, the electronic state contains the transferred configuration to a greater extent. The electronic structure can be schematically represented by one in which an electron of the ethylene HOMO is transferred into the oxygen LUMO (B in Figure 4).³¹ The LUMO of the oxygen having partial electron is favored by its orbital symmetry to participate in a cyclic interaction with the LUMO of ethylene (C in Figure 4). The HOMO of ethylene having released partial electron can enter into the cyclic interaction with the HOMO*³² of the oxygen (D in Figure 4), although this interaction appreciably occurs even at the perepoxy structure on account of favorable symmetry. Both modes of interaction, especially, the LUMO-LUMO interaction, may contribute to the stabilization during the perepoxy \rightarrow dioxetane transformation process. The following HOMO-HOMO and LUMO-LUMO interaction become strong as the preceding HOMO-LUMO interaction increases the occupancy of the acceptor LUMO and decreases the occupancy of the donor HOMO. Accordingly, both interactions operate efficiently for the system with distinct donor-acceptor relationship. The importance of such as the following orbital interaction between donors and acceptors was first pointed out by one of the present authors (K.F.) in connection with "symmetry-forbidden" 1,2-cis addition of electrophiles to olefins.³³ Recently Epiotis³⁴ also recognized the significance of the following interaction in the donor-acceptor cycloaddition reactions.³⁵ Naturally as is expected, the change in the or-

Table I. The Coefficients^a of the Zero Configuration^b and the HOMO → LUMO Electron-Transferred Configuration for (i) Perepoxy Structure, (ii) Dioxetane Structure, and (iii) Perepoxy-Type Ethylenes

	Zero configuration	Electron-transferred configuration
(i)	0.987	0.137
(ii)	0.996	0.000
(iii)	0.970	0.114

^a The coefficients of the other configurations are negligibly small ($\approx 10^{-2}$). ^b The electron configuration where the interacting combined system has the original electron configurations in both isolated subsystems.³⁶

bit interaction along the reaction coordinate accompanies the geometrical change of intermolecular arrangement; the suprafacial-suprafacial interaction is not always favored throughout from the beginning to the end.

In passing, we calculated the weights of each electron configuration in the combined systems, a perepoxy structure, a suprafacial-suprafacial approach of singlet oxygen and ethylene, and ethylene-ethylene system for the comparison with the perepoxy structure. The calculations were made by means of the CI-perturbation method.³⁶ The results are summarized in Table I. The mixing of the HOMO → LUMO transferred configuration is prominent in the perepoxy structure, the coefficient being 0.137. For the interacting ethylene molecules, situated so as to compare with the perepoxy structure, the coefficient was evaluated 0.114. This value is smaller than that with singlet oxygen. The comparison was made for the models composed of interacting molecules separated at the same distance $R = 3.0$ Å. If we make allowance for the covalent bond radii 0.772 and 0.66 Å for carbon and oxygen,³⁷ the coefficient for the ethylene-ethylene system should have been estimated for more separated ethylenes, and we could have obtained a still smaller value than 0.114. It follows that thermal ethylene dimerization is less favored by the preceding and the following interactions as compared with singlet oxygen-ethylene system, even if the dimerization process were initiated by the perepoxy-type arrangement (this may not be true).

The perepoxy-like structure seems to play dual roles as the junction between the reactant system and the product system, being at an intermediate point on the reaction coordinate. The path leading to it is a symmetry-allowed concerted process. In addition, the perepoxy structure breeds the driving force for the forthcoming transformation into dioxetane.

A second, extensively studied singlet oxygen reaction is the so-called "ene" reaction in which oxygen adds to alkylated olefins involving hydrogen abstraction and double bond shift to produce an allylic hydroperoxide (eq 3). It is not likely that both the C=C double bond and the allylic C-H bond equivalently contribute at the outset of the reaction. The HOMO of alkyl olefins, the frontier orbital toward electrophile, is localized on the π bond. It is expected that a perepoxy-like arrangement is most stabilized by the same HOMO-LUMO interaction as with ethylene. The electron transfer from the HOMO reduces the bonding property of π and σ -CH bonds and mitigates the π -type antibonding property between them. This is inferred from the sign relation of the HOMO. The resultant lengthening of the original π bond and C-H bond and the concurrent strengthening of the hyperconjugation between them allows the interacting system to constitute the six-membered transient state. It is probable that the interaction between the unoccupied orbital of olefin localized on the C-H bond on account of the lengthening and the LUMO of singlet oxy-

gen having accepted partial electron works appreciably in the process from the perepoxy-like structure to the six-membered transient state. The significant role of the perepoxy-like structure is clearly supported by the small deuterium-isotope effects in the ene reactions of singlet oxygen ($k_H/k_D = 1.1-2.4$ for 1-methylcyclohexene³⁸ and 1.4-1.6 for 2,3-dimethyl-2-butene³⁹).⁴⁰

We may have nothing novel to add on the normal [4 + 2] cycloaddition reactions and the related endo perepoxy formation processes with aromatic hydrocarbons.¹¹ A suprafacial-suprafacial concerted mechanism is favored. The genuine [6_s + 2_s] cycloaddition reaction is improbable on account of the phase incompatibility between the symmetric HOMO of triene and the antisymmetric LUMO of singlet oxygen. There is, however, left the possibility that apparent [6_s + 2_s] additions may occur through such a meandering process as has been proposed for the [2 + 2] cycloaddition reaction. A terminal double bond of the triene is expected to play the role which the ethylenic double bond does in the [2 + 2] cycloaddition reaction. In fact the photooxygenation of cycloheptatriene in methanol solution containing methylene blue, followed by hydrogenation over Pd/C,²⁷ has been found to give a mixture, of which the components are considered to be derived from the [4 + 2] and [6 + 2] cycloadducts and the allylic hydroperoxide.

The mechanisms proposed for singlet oxygen are taken as covering most of [2 + 2] cycloaddition reactions between donors and acceptors. However, the preference of two-centric interaction between a reaction center of donor and a reaction center of acceptor may be expected in case of extremely polar π -bond of donor; the electrophilic center of acceptor with the larger LUMO amplitude preferentially interacts with a nucleophilic atom of donor with the larger HOMO amplitude. In fact 1,4-dipolar species have been detected or trapped.⁴¹ In these cases the three-centric interaction structure plays a less important role in the reaction mechanism. Another remark should be made for the reactions of acceptors with conjugative moieties delocalizing incipient lone-pair electrons on the tail atom at the three-centric structure. These acceptors give rise to the additional stabilization. For example, electron-withdrawing substituents e.g., CN groups, attached to the tail atom is predicted to stabilize "quasi"-intermediate so excessively that it may be a true intermediate. The observed color on mixing electron-donating olefin with tetracyanoethylene, which fades out as the reaction proceeds, may be ascribable to a charge-transfer complex.⁴²

We do not think that we can now propose a convincing whole mechanism of [2 + 2] cycloaddition reactions of cumulative double bonds, e.g., ketene and chlorosulfonyl isocyanate, with olefins. The electronic cause of determining the regioselectivity remains open to question. Further investigations are necessary in order to refer in detail to such mechanisms.

Acknowledgment. One of the authors (S.I.) is grateful to Dr. H. Fujimoto and Mr. S. Yamabe for the availability of the calculation programs used in this study. We acknowledge the use of the FACOM 230-60 computer generously provided by the Data Processing Center of Kyoto University.

References and Notes

- (1) (a) K. Fukui, "Molecular Orbitals in Chemistry, Physics, and Biology", P.-O. Löwdin and B. Pullman, Ed., Academic Press, New York, N.Y., 1964, p 513, and his preceding papers cited therein. (b) The following works are summarized in the articles: K. Fukui and H. Fujimoto, "Mechanisms of Molecular Migrations", Vol. 2, B. S. Thyagarajan, Ed., Interscience, New York, N.Y., 1969, p 117; K. Fukui, *Acc. Chem. Res.*, **4**, 57 (1971).

- (2) (a) R. B. Woodward and R. Hoffmann, *J. Am. Chem. Soc.*, **87**, 395 (1965); R. Hoffmann and R. B. Woodward, *ibid.*, **87**, 2046 (1965); R. B. Woodward and R. Hoffmann, *ibid.*, **87**, 2511 (1965); (b) *Angew. Chem., Int. Ed. Engl.*, **8**, 781 (1969).
- (3) (a) P. D. Bartlett and A. P. Schaap, *J. Am. Chem. Soc.*, **92**, 3223 (1970); (b) D. R. Kearns, *Chem. Rev.*, **71**, 395 (1971) (c) See other reports on (2 + 2) cycloadducts with no stereochemical information: S. Mazur and C. S. Foote, *J. Am. Chem. Soc.*, **92**, 3225 (1970); J. H. Wieringa, J. Strating, and H. Wynberg, *Tetrahedron Lett.*, 169 (1972). Dioxetane intermediates have been proposed in the following papers: C. S. Foote and J. W.-P. Lin, *ibid.*, 3267 (1968); J. E. Huber, *ibid.*, 3271 (1968); W. Fenical, D. R. Kearns, and P. Radlick, *J. Am. Chem. Soc.*, **91**, 3396 (1969); W. Adam and J.-C. Liu, *ibid.*, **94**, 1206 (1972).
- (4) I. Tabushi, R. Oda, and K. Okazaki, *Tetrahedron Lett.*, 3743 (1968); M. Jones, Jr., and R. H. Levin, *ibid.*, 5593 (1968); L. Friedman, R. J. Osiewicz, and P. W. Rabideau, *ibid.*, 5735 (1968); H. H. Wasserman, A. J. Solodar, and L. S. Keller, *ibid.*, 5597 (1968); P. G. Gassmann and H. P. Bencke, *ibid.*, 1089 (1969).
- (5) (a) S. Proskow, H. E. Simmons, and T. L. Cairns, *J. Am. Chem. Soc.*, **85**, 2341 (1963); (b) P. D. Bartlett, *Q. Rev., Chem. Soc.*, **24**, 473 (1970) (c) See also the reactions of 1,2-bis(trifluoromethyl)-1,2-dicyanoethylene: S. Proskow, H. E. Simmons, and T. L. Cairns, *J. Am. Chem. Soc.*, **88**, 5254 (1966).
- (6) (a) J. Firl and S. Sommer, *Tetrahedron Lett.*, 4713 (1972). (b) For example, see the reports without the stereochemical outcome: R. W. Hoffmann, *Angew. Chem.*, **80**, 823 (1968). (c) 1,2-Cycloaddition of an analogous azo group, phthalazine-1,4-dione, to an olefin reported: O. L. Chapman and S. J. Dominianni, *J. Org. Chem.*, **31**, 3862 (1966).
- (7) R. Huisgen, L. Feiler, and G. Binsch, *Angew. Chem.*, **76**, 892 (1964); J. C. Martin, V. W. Goodlett, and R. D. Burpitt, *J. Org. Chem.*, **30**, 4309 (1965); G. Binsch, L. A. Feiler, and R. Huisgen, *Tetrahedron Lett.*, 4497 (1968); R. Montaigne and L. Ghosez, *Angew. Chem., Int. Ed. Engl.*, **7**, 221 (1968); N. S. Isaacs and P. F. Stanbury, *Chem. Commun.*, 1061 (1970).
- (8) J. Marchand-Brynaert and L. Ghosez, *J. Am. Chem. Soc.*, **94**, 2870 (1972).
- (9) E. J. Moriconi and J. F. Kelley, *Tetrahedron Lett.*, 1435 (1968); H. Bestian, H. Biener, K. Claus, and H. Heyn, *Justus Liebigs Ann. Chem.*, **718**, 94 (1968); F. Effenberger and G. Keifer, *Angew. Chem.*, **79**, 936 (1967).
- (10) The (4 + 2) cycloaddition reactions occur as well with singlet oxygen,¹¹ benzyne,¹² tetracyanoethylene,¹³ and azodicarboxylic ester.¹⁴ On the other hand, the complete lack of (4 + 2) addition in ketene reaction was reported.¹⁵
- (11) For example, see the article: K. Gollnick and G. O. Schenck, "1,4-Cycloaddition Reactions", J. Hamer, Ed., Academic Press, New York, N.Y., 1967, p 225. For recent studies, see: C. S. Foote, S. Mazur, P. A. Burns, and D. Lerdal, *J. Am. Chem. Soc.*, **95**, 586 (1973); J. E. Baldwin and W. Lever, Jr., *J. Chem. Soc., Chem. Commun.*, 344 (1973).
- (12) M. Jones, Jr., and R. H. Levin, *J. Am. Chem. Soc.*, **91**, 6411 (1969); H. Heaney and J. M. Jablonski, *Tetrahedron Lett.*, 2733 (1967); G. Wittig and E. Knaus, *Chem. Ber.*, **91**, 895 (1958).
- (13) See C. K. Ingold, "Structure and Mechanism in Organic Chemistry", 2nd ed. Cornell University Press, Ithaca, N.Y., p 1087.
- (14) B. T. Gillis, "1,4-Cycloaddition Reactions", J. Hamer, Ed., Academic Press, New York, N.Y., 1967, p 143; R. Huisgen, R. Grashey, and J. Sauer, "The Chemistry of Alkenes", S. Patai, Ed., Interscience, New York, N.Y., 1964, Chapter 11.
- (15) R. Huisgen and R. Otto, *Tetrahedron Lett.*, 4491 (1968); W. T. Brady, E. F. Hoff, R. Roe, Jr., and F. H. Parry, Jr., *J. Am. Chem. Soc.*, **91**, 5679 (1969).
- (16) S. Inagaki, S. Yamabe, H. Fujimoto, and K. Fukui, *Bull. Chem. Soc. Jpn.*, **45**, 3510 (1972).
- (17) S. Inagaki and K. Fukui, *Bull. Chem. Soc. Jpn.*, **46**, 2240 (1973).
- (18) In the preceding paper,¹⁶ the present authors have proposed that the most probable peroxide structure might be an intermediary between the extreme geometries (α) where the tail oxygen exists vertically out of the incipient three-membered ring plane and (β) where the tail oxygen exists on the three-membered ring plane. The peroxide structure may be more reasonably characterized by model α rather than by model β , as has been predicted from the HOMO-LUMO interaction. This is consistent with a probable sp^3 -hybrid geometry on the oxygen of the three-membered ring.
- (19) R. Sustmann, A. Ansmann, and F. Vahrenholt, *J. Am. Chem. Soc.*, **94**, 8099 (1972).
- (20) H.-U. Wagner and R. Gompper, *Tetrahedron Lett.*, 4061, 4065 (1971).
- (21) C. S. Foote, *Acc. Chem. Res.*, **1**, 104 (1968).
- (22) R. W. Hoffmann, "Dehydrobenzene and Cycloalkyne", Academic Press, New York, N.Y., 1967; T. L. Gilchrist and C. W. Rees, "Carbene, Nitrene and Benzyne", Nelson, London, 1969.
- (23) R. Graf, *Angew. Chem., Int. Ed. Engl.*, **7**, 179 (1968).
- (24) A. S. Kende and J. Y.-C. Chu, *Tetrahedron Lett.*, 4837 (1970).
- (25) I. Tabushi, H. Yamada, Z. Yoshida, and H. Kuroda, *Tetrahedron Lett.*, 1093 (1971).
- (26) W. S. Murphy and J. P. McCarthy, *Chem. Commun.*, 1129 (1970).
- (27) L. A. Paquette, S. Kirshner, and J. R. Malpass, *J. Am. Chem. Soc.*, **91**, 3970 (1969); E. J. Moriconi, C. F. Hummel, and J. F. Kelley, *Tetrahedron Lett.*, 5325 (1969).
- (28) J. A. Pople and D. L. Beveridge, "Approximate Molecular Orbital Theory", McGraw-Hill, New York, N.Y., 1970.
- (29) In the reaction of adamantlylideneadamantane with singlet oxygen affording dioxetane derivative,^{29a} a peroxide intermediate was recently reported to be trapped in the epoxide form;^{29b} (a) see the work of Wieringa et al. in ref 3c; (b) A. P. Schaap and G. Faler, *J. Am. Chem. Soc.*, **95**, 3381 (1973).
- (30) D. M. Hayes and R. Hoffmann, *J. Phys. Chem.*, **76**, 656 (1972).
- (31) This scheme is devised to visualize the continuous changes in the key orbital interaction and in the intermolecular arrangement along the reaction coordinate but does not imply that the process consists of the clear-cut steps, one-electron transfer, and the forthcoming steps.
- (32) The HOMO of singlet oxygen extends on the vertical plane of the HOMO*.
- (33) K. Fukui, *Bull. Chem. Soc. Jpn.*, **39**, 498 (1966).
- (34) N. D. Epiotis, *J. Am. Chem. Soc.*, **94**, 1924, 1935, 1941, 1946, (1972).
- (35) Subsequent to the submission of the original manuscript, a similar idea appeared; K. Yamaguchi, T. Fueno, and H. Fukutome, *Chem. Phys. Lett.*, **22**, 461 (1973).
- (36) K. Fukui and H. Fujimoto, *Bull. Chem. Soc. Jpn.*, **41**, 1989 (1968).
- (37) L. Pauling, "The Nature of the Chemical Bond", 3rd ed, Cornell University Press, Ithaca, N.Y., 1960.
- (38) H. M. R. Hoffmann, *Angew. Chem.*, **81**, 597 (1969), and references cited therein.
- (39) K. R. Kopecky and J. H. van de Sande, *Can. J. Chem.*, **50**, 4034 (1972).
- (40) For the ene reaction of 1,4-dihydronaphthalene with azodicarboxylic ester, the ratios $k_H/k_D = 2.8-4.1$ were observed at 60-80 °C.³⁸ Note the value (12.2) for the intramolecular 1,5-hydrogen shift of *cis*-1,3-pentadiene.³⁸
- (41) (a) S. M. McElvain and H. Cohen, *J. Am. Chem. Soc.*, **64**, 260 (1942); K. C. Brannock, A. Bell, R. D. Burpitt, and C. A. Kelly, *J. Org. Chem.*, **29**, 801 (1964); R. Gompper, W. Elser, and H.-J. Müller, *Angew. Chem.*, **79**, 473 (1967). (b) Subsequent to the submission of the original manuscript, some related papers appeared: R. Huisgen, R. Schug, and G. Steiner, *Angew. Chem.*, **86**, 47, 48 (1974); R. Schug and R. Huisgen, *J. Chem. Soc., Chem. Commun.*, 60 (1975); H. K. Hall, Jr., and P. Ykman, *J. Am. Chem. Soc.*, **97**, 800 (1975).
- (42) A. Ledwith and H. J. Woods, *J. Chem. Soc. B*, 310 (1970); R. Huisgen and G. Steiner, *Tetrahedron Lett.*, 3763 (1973).